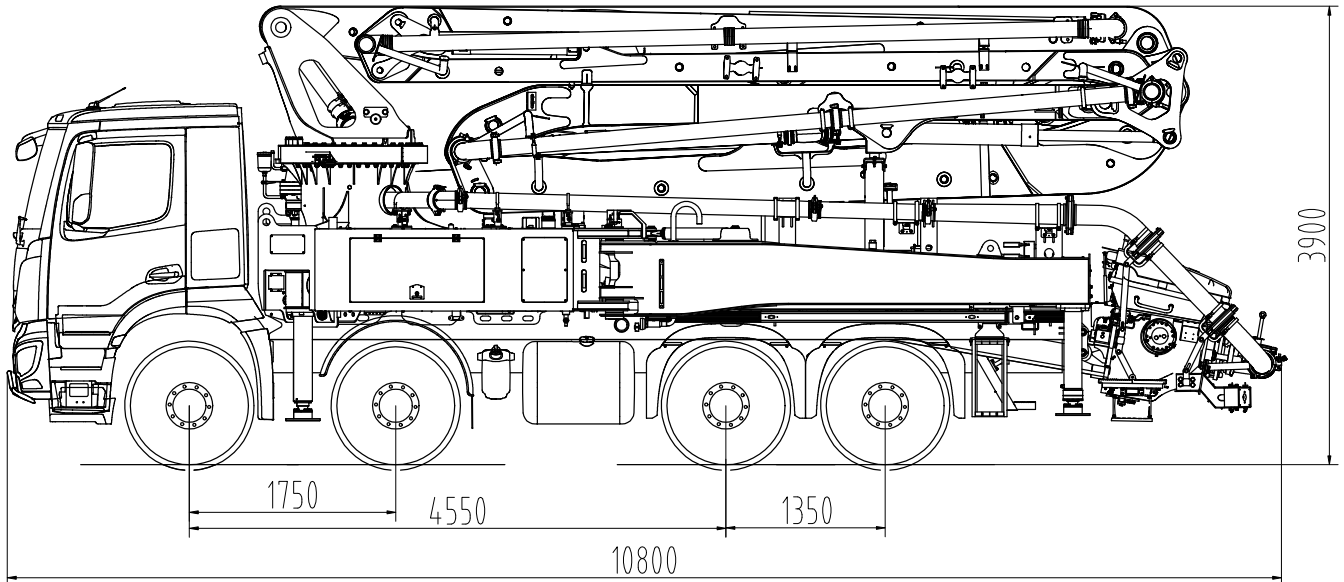


## Truck-mounted concrete pump

## SY37 RZ5-160

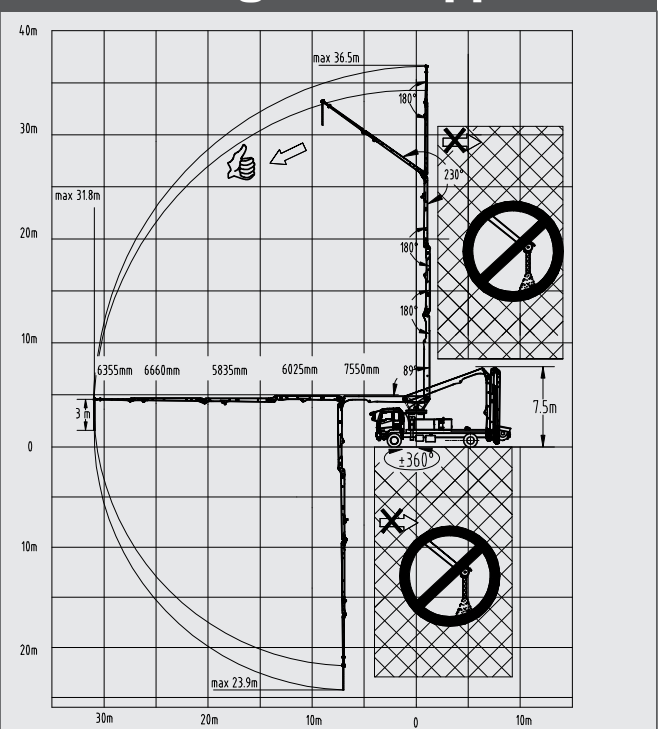


Note: Standard version. Dimensions and weights depend on truck, pump model and equipment. For illustration only.

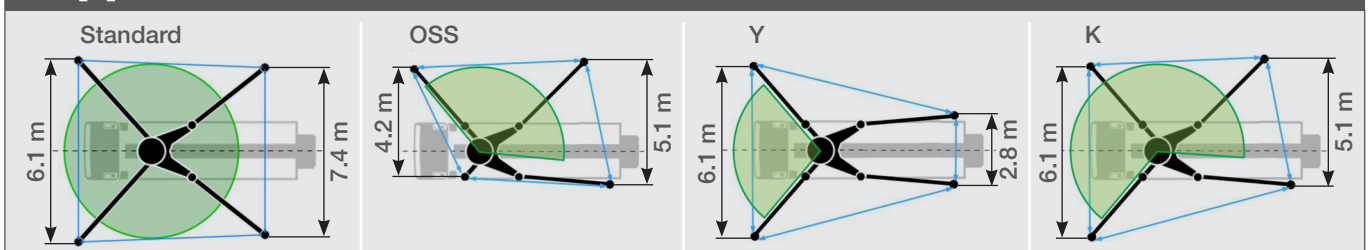
### Technical data

Boom	Folding system	5-arm RZ
	Vertical reach	36.5 m
	Horizontal reach	31.8 m
	Reach depth	23.9 m
	Unfolding height	7.5 m
	End hose length	3 m
Support	Outrigger spread front	6.1 m
	Outrigger spread rear	7.4 m
Dimensions	Overall length	10.8 m
	Width	2.55 m
	Height	3.9 m
Core pump	Output	155 m <sup>3</sup> /h
	Pressure	80 bar
	Strokes/min	33
	Delivery cylinder Ø	230 mm
	Stroke length	1900 mm

### Reach diagram / support



### Support variants



Boom delivery line max. 85 bar. All data max. theor. Support width based on center of support leg. OSS and K left and right possible

## Standard Equipment SY37 RZ5-160

Chassis	Transfer Gear Box
	Towing eye
Cleaning	Water tank 600 l
	Water pump 50 l/min 12 bar
Delivery line	2-layer delivery line – DN 125, 5.5"
	End hose 3 m DN 125, 5.5"
Hopper	Concrete hopper with agitator
	Central lubrication hopper, electric (only with SSC 2.0)
	Hard metal wear parts kit
	Switchover cylinder diameter = 100 mm
	Agitator safety switch off, lever switch
Lighting	Working light for illuminating hopper
	Side marker lamps
Pump	Delivery cylinder chrome-plated
	Delivery piston standard
	Emergency pumping function
Control System	SANY SYSD user interface display
	SANY TTC control system
	Radio remote control proportional
	Remote control incl. 40 m cable
Support	Boom pedestal (X-type outrigger and swing out legs)
	OSS one side support (assistance device)
	Support plates (4x) in open magazine
	Swivel support plates
Safety	Chassis horn via remote control on hopper
	Handrail on rearstep
	Horn at the boom, button on hopper
	Warning device boom not in cradle

Additional features	User manual and spare part list
	Stowage Box
	Painting: pedestal and hopper in RAL 9010 Pure white
EU KIT	Painting: arm assembly and delivery line in RAL 9010 Pure white
	Support Stability Control – Safety system SSC 2.0
	Additional Y and K support
	CE Certification & Documentation
	EU road approval KIT (markers & underrun protection)
	Platform aluminum
	Rear steps, right side
	Hopper cover, foldable
	Vibrator on hopper grid radio remote/on site controlled

### Available Options

End hose with squeezing valve "drop stop"
High Pressure Cleaner
Customer Painting in two colors (TIER 2)

See quotation for exact serial delivery scope.

Materials and specifications are subject to change without further notice in accordance with our continuous technical innovations. Photos and illustrations may include additional equipment.  
All rights reserved. 2303

## Putzmeister Concrete Pumps GmbH

Max-Eyth-Straße 10 · 72631 Aichtal, Germany  
P.O.Box 2152 · 72629 Aichtal  
Tel. +49 (7127) 599-0 · Fax +49 (7127) 599-520  
pmw@putzmeister.com · www.putzmeister.com